














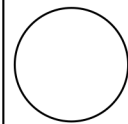
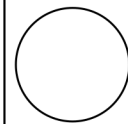



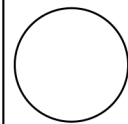
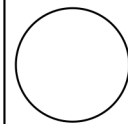
Dodawanie do 10 - ramki 10 [9]

Imię:



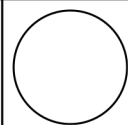
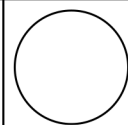
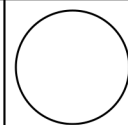


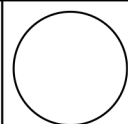
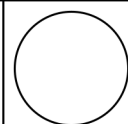
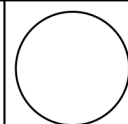
Wykonaj dodawanie. Wykorzystaj ramki, aby ułatwić sobie rozwiązanie zadania. Wybierz dwa różne kolory do pokolorowania kropek. Użyj pierwszego koloru dla pierwszej liczby w działaniu i drugiego koloru dla drugiej liczby.

2	+	5	=	7					
									




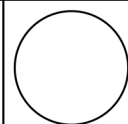
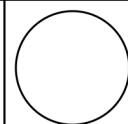
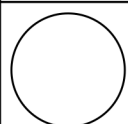
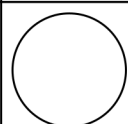
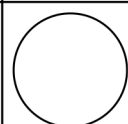
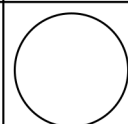
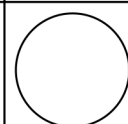
4	+	2	=						



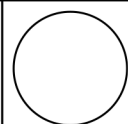
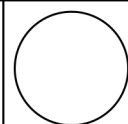
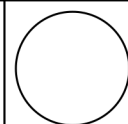
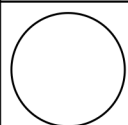
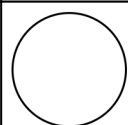
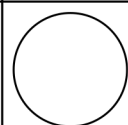
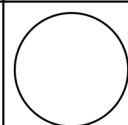
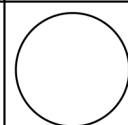
5	+	5	=						




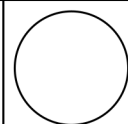
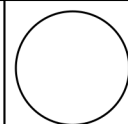
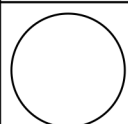
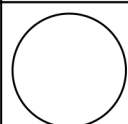
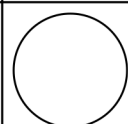
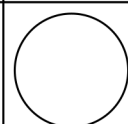
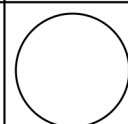
3	+	4	=						

5	+	3	=						











7	+	2	=						











Dodawanie do 10 - ramki 10 [9]

Imię:











Wykonaj dodawanie. Wykorzystaj ramki, aby ułatwić sobie rozwiązanie zadania. Wybierz dwa różne kolory do pokolorowania kropek. Użyj pierwszego koloru dla pierwszej liczby w działaniu i drugiego koloru dla drugiej liczby.

2	+	5	=	7
				
				








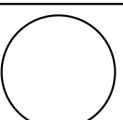
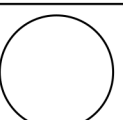
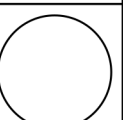
4	+	2	=	6		









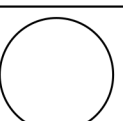
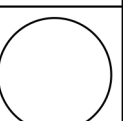
5	+	5	=	10		

3	+	4	=	7		

5	+	3	=	8		

7	+	2	=	9		

