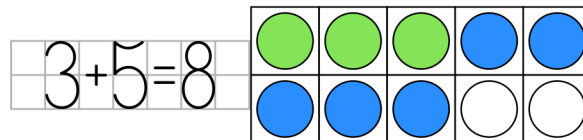


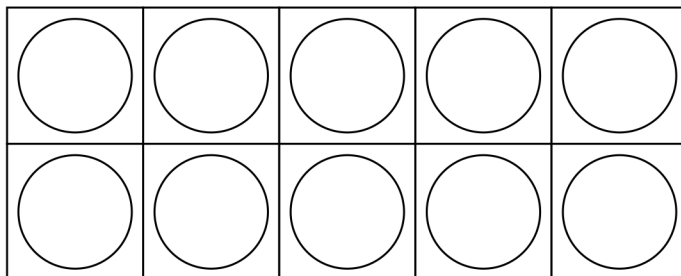
Dodawanie do 10 - ramki 10 [7]

Imię:

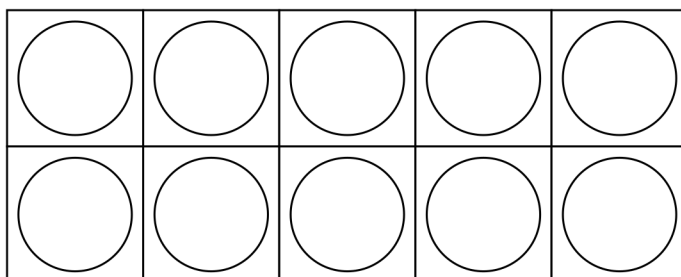
Wykonaj dodawanie. Wykorzystaj ramki, aby ułatwić sobie rozwiązanie zadania. Wybierz dwa różne kolory do pokolorowania kropek. Użyj pierwszego koloru dla pierwszej liczby w działaniu i drugiego koloru dla drugiej liczby.



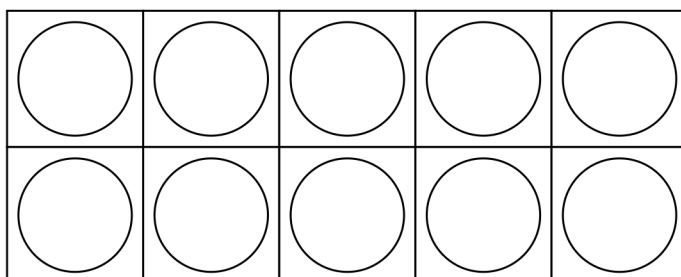
$3 + 3 =$



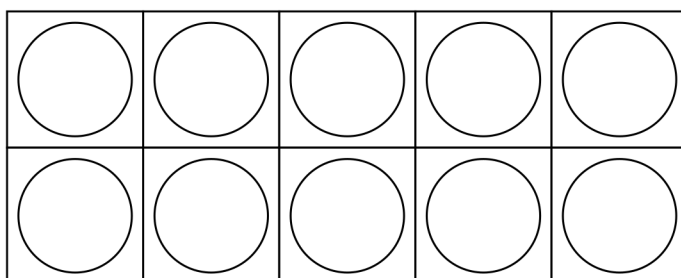
$2 + 1 =$



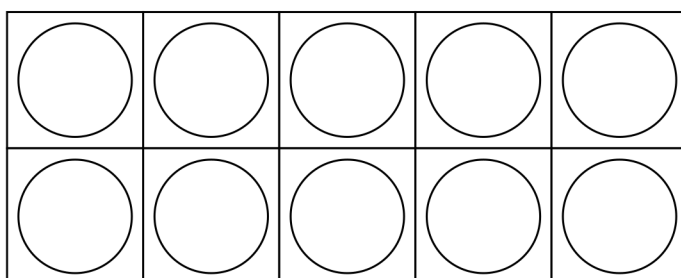
$6 + 2 =$



$4 + 3 =$













$8 + 2 =$












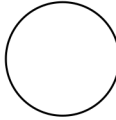
Dodawanie do 10 - ramki 10 [7]

Imię:





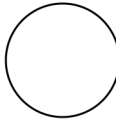





Wykonaj dodawanie. Wykorzystaj ramki, aby ułatwić sobie rozwiązanie zadania. Wybierz dwa różne kolory do pokolorowania kropek. Użyj pierwszego koloru dla pierwszej liczby w działaniu i drugiego koloru dla drugiej liczby.

3	+	5	=	8					
									










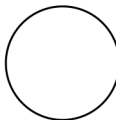
3	+	3	=	6					











2	+	1	=	3					

6	+	2	=	8					

4	+	3	=	7					

8	+	2	=	10					

