














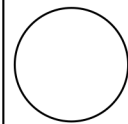
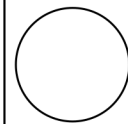



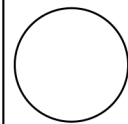
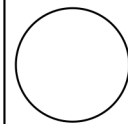
Dodawanie do 10 - ramki 10 [1]

Imię:



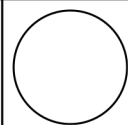
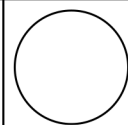
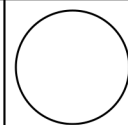


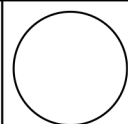
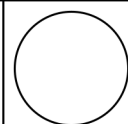
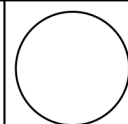
Wykonaj dodawanie. Wykorzystaj ramki, aby ułatwić sobie rozwiązanie zadania. Wybierz dwa różne kolory do pokolorowania kropek. Użyj pierwszego koloru dla pierwszej liczby w działaniu i drugiego koloru dla drugiej liczby.

3	+	5	=	8					
									




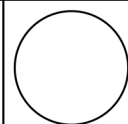
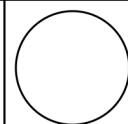
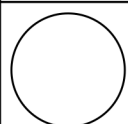
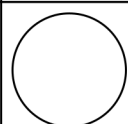
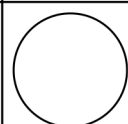
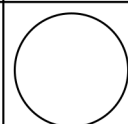
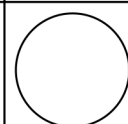
3	+	2	=						






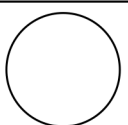
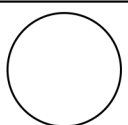
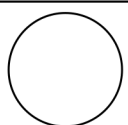
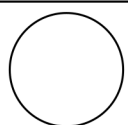
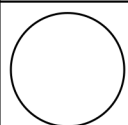
1	+	3	=						

2	+	1	=						

4	+	2	=						

2	+	5	=						

